

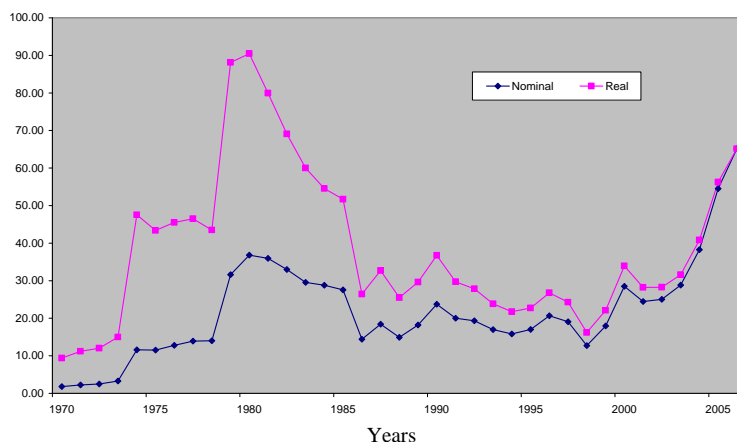
## How Pakistan Is Coping with the Challenge of High Oil Prices

AFIA MALIK

### 1. INTRODUCTION

Global oil prices have shown an almost steady rise since 2003, with the April 2006 price double than that was in January 2004 [Bacon (2005)]. Demand, supply and speculative factors, and their interrelationships all leads to the steady rise in oil prices. In the last couple of years, global demand for oil grew due to economic strengthening in the US, as well as strong economic performance in developing Asia, (especially PR China and India). From 1990 to 2003 world demand for oil grew at the rate of 1.3 percent while for the People Republic of China and India (combined) at 7 percent rate and accounted for almost 40 percent of the demand growth<sup>1</sup> [ADB (2005)].

**Fig. 1. World Oil Prices US\$ per Barrel**



Another factor contributing to stronger demand is the low level of stocks in industrial countries and their rebuilding in a period of supply uncertainty. Also some of the countries in Asia have started building their own reserves. Third factor contributing to

Afia Malik <afia@pide.edu.pk> is Senior Research Economist at the Pakistan Institute of Development Economics, Islamabad.

<sup>1</sup>According to one estimate world demand will grow by 1.3 percent per year by 2030, where 70 percent of the increase in oil demand will come from developing countries, notably India and China, where oil demand will grow by 2.5 percent. [Biol (2006)]. The demand in these two countries has been magnified by their comparatively inefficient use of energy [ADB (2005)].

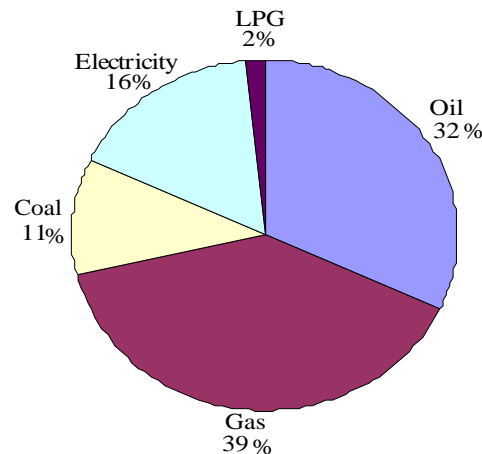
high oil prices is the high risk premium on oil and is continuing, as supply by some main producers is regarded as unstable.<sup>2</sup> Fourth, geopolitical uncertainties and tight market conditions have encouraged speculative funds to enter the market and further push up prices in the short term [ADB (2004)]. This trend in rising prices has become a grave concern for the developing economies like Pakistan. Because if this trend continues, can result in inflationary pressures in the economy, increasing budget deficit and balance of payment problems and slowdown in the economic growth.

The objective of this paper is to reviews the possible consequences and challenges presented by high oil prices for Pakistan. The introduction is followed by the review of Pakistan's energy sector in general and oil sector in particular. In the third section the paper will look at some of the indicators that will reflect on the oil dependency in Pakistan, that is, why high oil prices matter for Pakistan. This section will also express some views on the possible impact of high oil prices in Pakistan at the macroeconomic level. The fourth section will reflect on policy responses required to counter structurally high oil prices. Final section is the conclusion.

## 2. PAKISTAN ENERGY SECTOR SCENARIO

Pakistan with a population of more than 150 million has been on the path of rising GDP growth for the last three four years, where GDP growth reaching 8.4 percent in 2004-05, 6.6 percent in 2005-06, and a moderate recovery in 2006-07 with real GDP growth reaching 7 percent. Energy sector has a direct link with the economic development of a country. In line with the rising growth rate of GDP demand for energy has also grown rapidly. Per capita energy consumption of the country is estimated at 14 million Btu<sup>3</sup>, the energy consumption has grown at an annual average rate of 4.4 percent from 1990-91 to 2005-06<sup>4</sup>.

**Fig. 2. Energy Consumption in 2005-06**

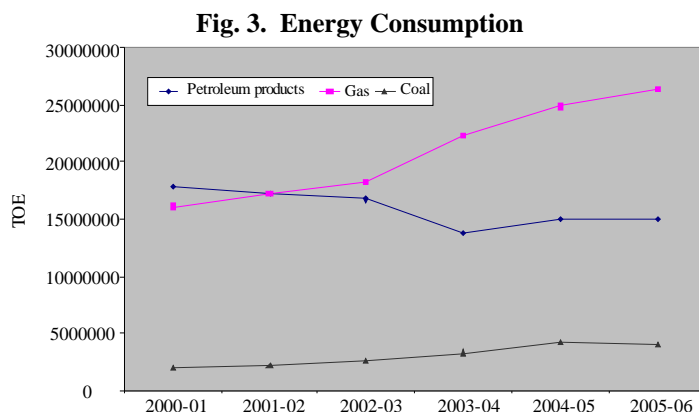


<sup>2</sup>Iraq has some spare capacity, but its current exports are small and volatile due to the uncertain political situation, thus contributing to the high risk premium.

<sup>3</sup>Although it is only a fraction of other industrialising countries in the region as Thailand and Malaysia.

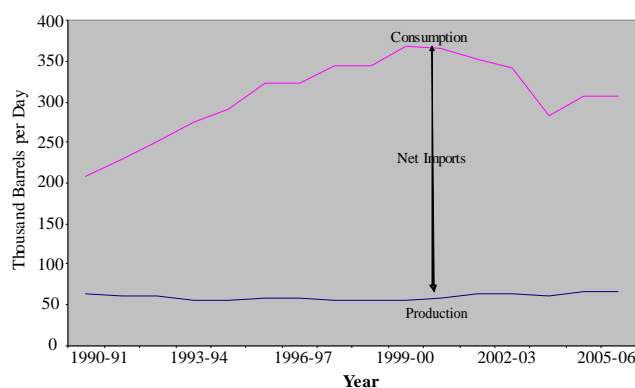
<sup>4</sup>*Pakistan Energy Book* (Various Issues) is used for energy data.

Figure 3 shows the trend in the use of different sources of energy in the last six years. Oil consumption although has declined in the last few years but still accounts for 32 percent of the total energy consumed (Figure 2). This much of oil consumption along with almost flat oil production (Figure 4) in Pakistan has led to rising crude oil imports from Middle East exporters (Saudi Arab playing the lead role). In addition, limited refining capacity leads to heavy dependence on the imports of petroleum products.



According to the Ministry of Petroleum and Natural Resources (MPNR) the demand of petroleum products in the country is about 16 million tons out of which only 18 percent are met through local resources while the balance 82 percent is met through imports. Therefore, the international oil price fluctuations have a direct impact on the domestic economy.

**Fig. 4. Pakistan's Oil Production and Consumption, 1990-91 to 2005-06**



## 2.1. Oil Reserves and Refining Capacity

Pakistan has oil reserves of around 300 million barrels as on June 2006. The major part of produced oil comes from the reserves located in the southern half of the country, where the three largest oil producing fields are located (in the Southern Indus Basin). In

addition, some producing fields are located in the middle and upper Indus Basins. Since the late 1980s, Pakistan has not experienced many new oil fields. As a result oil production has remained fairly flat, at around 60,000 barrels per day. The government has also encouraged private (including foreign) firms to develop domestic production capacity.<sup>5</sup>

In the downstream oil sector there are seven refineries working in Pakistan as on 01.07.2006, with the total capacity of refining 284660 barrels per day or 12.88 million tons per annum (MPNR 2005-06).

In the oil marketing sector there are nine Oil Marketing Companies (OMCs) operating in Pakistan. Pakistan State Oil (PSO) state owned company is the oil market leader in Pakistan having around 78 percent share of Black Oil market and around 57 percent share of White Oil market. PSO was historically the sole importer of finished products and remains the largest importer and owns a well developed infrastructure for this purpose. The main OMC besides Pakistan State Oil (PSO), are Caltex and Shell.

## 2.2. Oil Consumption, Future Demand, and Imports

Pakistan economy is growing and so is the energy demand. Consumption of oil and its products grew sharply during the 1980s and 1990s at about 6 percent per annum, but has become negative in the last five years. Consumption of petroleum products grew negatively (–3.4 percent) in between 2000-01 and 2005-06 (Table 1). In 2005-06 Pakistan consumes 16 million TOE of petroleum products (in Table 1 below non-energy products consumed are not included). Out of which almost 15 million TOE are energy products. Diesel despite negative growth in the last five years accounts for 52 percent of total oil (energy) products consumed, motor spirit accounts for 8.4 percent, aviation fuel 5 percent, kerosene 2 percent, and HOBC accounts for a very minor share of 0.06 percent.

High speed diesel (HSD) and fuel oil are the deficit products. During 2005-06, 4.1 million tons diesel and 1.9 million tons fuel oil valuing US\$ 2.8 billion were imported, while crude oil of the amount 8.6 million tons valuing US\$ 3.7 billion was imported. The estimated import of crude is 8.4 million tons, HSD 4.0 million tons and Fuel oil 4.4 million tons valuing US\$ 7.5 billion in 2006-07. Although in terms of quantity the growth in imports is not very significant but in value terms since 2003-04 we can see a sharp increase (see Figure 5 and Figure 6).

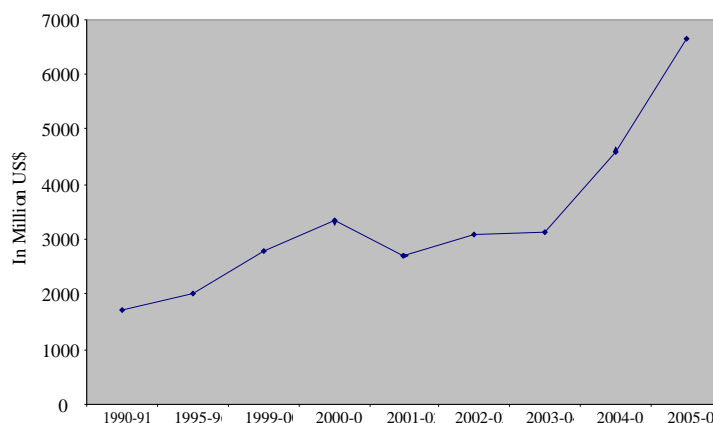
Table 1

### *Petroleum Products Consumption*

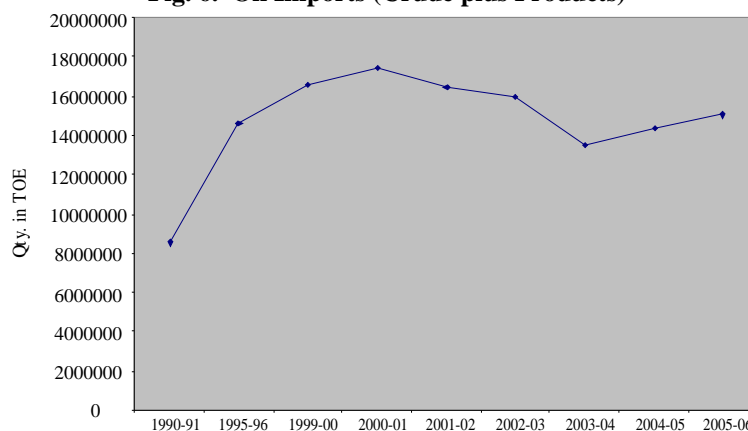
Product	2000-01	2005-06	Growth
Furnace Oil	7973775	4926797	–9.20%
Motor Spirit	1031566	1259369	4.07%
HOBC	16118	9342	–10.30%
HSD	7346450	7673581	0.90%
Aviation Fuel	651125	744716	2.72%
Kerosene	471671	242983	–12.42%
Light Diesel Oil	293316	131340	–14.8%
Total	17784021	14988128	–3.36%

Source: *Pakistan Energy Yearbook* (2006).

<sup>5</sup>Onshore and offshore policies were announced in May 2001, along with an incentive package to attract foreign investors in the upstream sector.

**Fig. 5. Oil Imports (Crude plus Products)**

Demand for refined petroleum products greatly exceeds domestic oil refining capacity, so nearly half of Pakistani imports are refined products. Given the level of oil resources there is no likelihood for Pakistan to reach self sufficiency in oil, Pakistan's net oil imports are projected to rise substantially in coming years as demand will grow faster than the production. The Consumption of petroleum products in the country during 2005-06 was 16.0 million tones. The demand is expected to increase to around 29 million tones by the year 2017-18. The production of refined products by the local refineries during the year 2005-06 was 11.0 million tons. The deficit product imports were 5 million tons in 2005-06 which will remain around 6-8 million tons per annum up to year 2010-11.<sup>6</sup> Thereafter, it is expected to increase to a level of around 14 million tons per annum by the year 2017-18 [MPNR (2008)].

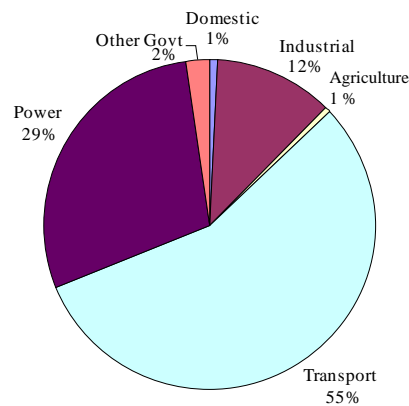
**Fig. 6. Oil Imports (Crude plus Products)**

<sup>6</sup>Pakistan Oil and Gas Report from BMI (2007) forecasts that the country will account for just 1.51 percent of Asia/Pacific regional oil demand by 2010, while providing 0.77 percent of supply. Asia/Pacific regional oil demand rose to an estimated 24.74 mn b/d last year and should average 25.36 mn b/d in 2007, before reaching 27.64 mn b/d by 2010.

Even if the high cost of oil imports is managed, the country lacks the necessary infrastructure to handle the increasing volumes of imported oil. Since prices are rising swiftly there is a need for huge investment to improve the infrastructure (i.e., refinery) to reduce the import bill of the country. The government has given incentives in the form of Petroleum policy 1997 to attract private investors. But the current situation is far from satisfactory.

In Pakistan major import cost in the energy sector is the cost of importing oil and its products and these are mainly used in the transport sector. Transport sector consumes almost 55 percent of the total oil products, whereas the share of power and industry in the oil usage is 29 percent and 12 percent respectively (Figure 7).

**Fig. 7. Oil Consumption by Sector, 2005-06**



## 2.3. Crude Oil and Petroleum Product Pricing in Pakistan

### 2.3.1. Deregulation

Until 1999, the government had tight control over the petroleum sector in Pakistan. All the decisions were made solely by the government and were often based on political as opposed to economic considerations. Petroleum product prices were under tight government regulation. Since 2000, the government has initiated an ambitious pro-market reform programme in the sector. The objective behind these market base policies was to limit the government role to only policy related issues, and pricing and regulatory responsibilities passing to an independent regulatory authority.

The government also changed the guaranteed return formula of the refineries to an Import Parity Price (IPP) formula. Previously, the refineries were working under a fixed return formula where the return was capped in the range of 10-40 percent of their equity. Thus, government was liable to meet any loss in the profitability of the refineries. Under the new formula, an import tariff is applied to the FOB price of the petroleum product to determine the ex-refinery prices. The import protection is essentially the margins of the refineries [Ansari (2004)].

Here it would be useful to add that the bulk of the crude oil requirement of Pakistan refineries is met through government to government contracts with Saudi Arabia. The terms of these contracts are not made public and refineries are charged

market (international) related prices, any benefit or discount goes to the government.<sup>7</sup> Domestic crude is supplied to the refineries at prices consistent with the policy applicable at the time the concession was awarded.

In 2001, the government authorised the Oil Companies Advisory Committee (OCAC) to review, fix and announce the prices of petroleum products on fortnightly basis in accordance with the approved pricing formula with effect from July 1, 2001 as a part of deregulation policy. Therefore, between July 1, 2001 and April 1, 2006, OCAC reviewed and announced the ex-depot prices of motor spirit (gasoline), kerosene, and light diesel oil fortnightly in accordance with the approved formula (Table A1). Later on, the function of price fixation was transferred to Oil and Gas Regulatory Authority (OGRA). Since April 16, 2006 OGRA is responsible for price notification.

In the pricing formula, ex-refinery price (or import parity price (IPP)) is determined on the basis of average fortnightly prices of petroleum products in international market (Arab Gulf market). Other components are customs and excise duty, petroleum development levy (PDL), distribution margin for oil marketing companies (currently 3.5 percent of ex-depot sale price), dealer's commission (4 percent) and a 15 percent sales tax. Most components of the end user price, other than IPP are relatively stable, although the government has often adjusted PDL in an ad-hoc fashion to keep the final price constant. Government decides to increase, decrease or maintain the consumer prices by making adjustments in PDL through its notifications issued under Petroleum Products (Petroleum Development Levy) Ordinance, 1961 (XXV of 1961). Government advises PDL on fortnightly basis to OGRA (for current petroleum product price build up see Table A2).

Under the new pricing mechanism, the OCAC and OGRA have adjusted the prices 156 times from 1st July 2001 to 16th December, 2007 (see Table 2 below).

Table 2

*Price Adjustments (01.07.2001 to 16.12.2007)*

	Petrol (Motor Spirit)	High Speed Diesel
No of Times Prices Increased	46	43
No of Times Prices Decreased	24	21
Unchanged	86	88

Source: OGRA and OCAC.

Apart from components described above, Government continues to allow inland freight equalisation margin (IFEM) to oil marketing companies that varies (currently between Rs 2 and Rs 7) on different petroleum products. It goes up and down without any prescribed formula. The IFEM is charged on all petroleum products to maintain uniform rates at 29 depots across the country. This is a primary transportation cost representing actual cost without including any profit element for the marketing companies. The auditors facilitate the settlements between OMCs and Oil Refineries under IFEM mechanism on a quarterly basis. OMCs pass refinery freight to refineries through fortnightly billing on uplifted products. OGRA has now directed OMCs including PARCO and ARL to provide certificates of actual transportation cost for current months by the end of subsequent month, duly verified by their respective Chief Executives [OGRA (2006)].

<sup>7</sup>It is believed that Pakistan buys oil at concessional rates which are not made public. At times these rates are not changed even when fluctuations in the international prices are taking place.

When we look at the price build up formula in the last few years it is revealed that IFEM has been changing over time (even fortnightly) for all the products, sometimes moving up and sometimes moving down.

Since 2000, oil imports have been deregulated; as a result all licensed refineries are free to import crude oil. The government gradually lifted controls on the imports of petroleum products. All licensed oil marketing companies (OMCs) are now free to import as per their requirements.<sup>8</sup> However, they are required to first meet their requirement from the local refineries and then meet any deficit through imports. Prior to that petroleum imports were carried through Pakistan State Oil, the state owned oil marketing company. None of the private company was allowed to import directly. After market based reforms, the margins of oil marketing companies has been increased and now capped at 3.5 percent of the retail price of the petroleum product.

Despite government move towards market liberalisation, competition level on the supply side of the oil industry is almost insignificant. It is the lack of proper incentives not giving space to competition and efficient operation of companies. As a result no benefits of market reforms have so far trickled down to consumers. Regulatory benefits are going mainly to industry (through protected profits). There is a need for a level playing field to enable competition [World Bank (2003)].

### **2.3.2. Capping of Sale Price**

Despite deregulation in the oil sector, some elements of regulation have still remained its part. The international prices of crude oil are increasing sharply since 2003; creating disturbing situation for the economy, which is dependent largely on imports for its petroleum products demand. This prompted the government to strengthen its control of the sector.

To protect the consumer from the impact of high prices government has capped the domestic sale prices of petroleum products on and off (May to December 2004, April to June 2005, 16th July to 30th August 2005, October 2005 to April 2006, 16th May, 2006 to 1st January, 2007 and 1st February 2007 to date). The straight lines in prices in Figure 8 indicate Government's attempt at price smoothing.

Since 16th January 2007 prices of motor spirit has remained unchanged; while prices of HOBC, Kerosene and Light Diesel Oil (LDO) have remained unchanged since 1st May 2006. The maximum price of motor spirit and HSD reached so far was Rs 57.7 and Rs 38.73 respectively from 1st May, 2006 to 15th January 2007. The government has made adjustments in Petroleum Development Levy (PDL) (other taxes were not changed) to absorb the impact of increase in international price, thus loss to government revenue as PDL is a significant contributor to indirect taxes.<sup>9</sup> The argument for changes in PDL is, to act as a short-term hedging mechanism, that is, a device to offset temporary changes in

<sup>8</sup>Import duties of 6 percent on kerosene and LDO and 10 percent on HSD have been imposed since July 2002, offering protection to domestic refineries. Fuel oil and aviation fuel have been fully deregulated; HSD is partially deregulated [World Bank (2003)]. Crude oil, motor spirit, aviation spirit, spirit type jet fuel, JPI, furnace oil and MTBE are exempted from import duty. The import of crude petroleum and furnace oil is quite significant [Ministry of Finance (2008)].

<sup>9</sup>Loss in PDL is estimated to be around Rs 20 Billion until April 2007 despite downward revision in PDL budget targets. There is no PDL budget as revenue to government of Pakistan for the current year 2006-07. The total hit in revenue taken by the government of Pakistan till April 2007 is almost Rs 69.5 billion. The total PDC due to price capping till April 2007 is around Rs 50 Billion. (MPNR).



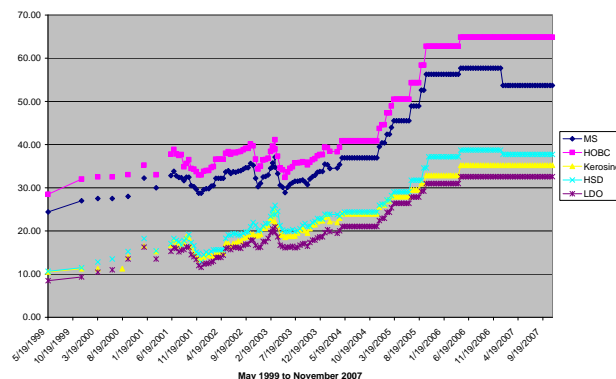
international oil prices as well as the rupee dollar parity to keep retail prices constant [Khan and Ali (2000)]. This rate is different for different products. It is highest for HOBC. It reaches to even Rs 23.69 in October 2006 (highest ever in the last few years, when the international price was going down, the government increased PDL to keep prices constant). At the same time it was Rs 18.94 for motor spirit (gasoline), while zero PDL was charged on kerosene and LDO [OGRA (2008)].

In addition, the government introduced a Price Differential Claim (PDC) on August 16, 2004. The objective is to reimburse oil companies for the subsidy to consumers. The PDC particularly targeted kerosene and diesel. Negative PDC was charged till November 01, 2005 (that is, the fuels were subsidised) between August 16 and December 15, 2004, and between March 16, and November 15, 2005. The PDC for motor spirit and HOBC became negative from September 01, 2004 to November 30, 2004.

According to the Ministry of Petroleum and Natural Resources (MPNR), prices of petroleum products in the international (Arab Gulf) market have increased in the range of 91 percent to 104 percent during the period May 2004 to April 2007, against this increase domestic sale prices have increased from 45 percent to 55 percent in the same period<sup>10</sup>. Despite the partial increase, government is subsidising the price of kerosene by Rs 6.20 per litre, HSD by Rs 4.03 per litre and LDO by Rs 5.90 per litre. Also there is no PDL on these products [MPNR (2008)].

The government claimed that if the international prices had passed on entirely to the government, the prices of kerosene and diesel would have increased by Rs 17 and Rs 15 per litre, respectively. However, the government has never mentioned the fact that the prices of Motor Spirit and HOBC could also be reduced by Rs 14 and Rs 24, respectively. Moreover, naphtha, which is a surplus produce is exported at the rate of Rs 40 per litre and sold in the domestic market at Rs 54 per litre<sup>11</sup> [Kiani (2007)]. Government has fixed the price of kerosene at Rs 35. But in the winter season kerosene was sold at the rate of Rs 45 per litre and in some areas at the rate of Rs 50, but there was no regulatory check on these price irregularities.

**Fig. 8. Petroleum Prices (In Rs)**



<sup>10</sup>Bacon and Kojima (2006) estimated the pass through coefficient of international prices at the retail level equivalent to 1.98 for motor spirit (MS) and 0.78 for diesel in Pakistan (between January 2004 to April 2006), indicating the increase at the retail level more than fifty percent than the international price for MS but for diesel government is less willing to pass on the international price at the retail level.

<sup>11</sup>May be because of the sales tax exemption on the quantity which is exported.

### 3. IMPACT OF HIGH OIL PRICES

Since 2003, oil prices are constantly on the rising side. End of 2007 has seen the maximum of \$100 per barrel. This rising trend in oil price in the international market has hurt the economies of many countries in the world including that of Pakistan. The extent to which economies hurt as a result of price shock depends on the country's dependency on oil. Before analysing the impact of high oil prices at the macro level the paper will look at some of the indicators showing the vulnerability of the Pakistan's economy.

#### 3.1. Oil Dependency

Oil dependency or how much vulnerable a country is to price shock can be observed from the following indicators:

*Oil Self-sufficiency index.* It is the percentage change in oil production minus consumption to oil consumption. This ratio has remained around -0.8 percent since 2000-01 (Table A3).

*Oil Intensity in Energy Consumption.* Vulnerability to rising oil prices also depends on the intensity with which oil is used. Oil intensity in Pakistan has declined over the years (see Table A3) because of switching to alternatives, more specifically gas and to some extent coal. It can also be observed in Figure 3. This will be discussed in detail in Section 4.

*Energy Intensity.* This variable measure the energy intensity for an entire economy (it is a percentage change in energy consumption divided by percentage change in GDP). Decrease in energy intensity is considered as the most promising route for reducing vulnerability to oil shocks [Bacon and Kojima (2006)]. There are number of factors affecting energy intensity including climate, size, level of development, as well as whether it produces and refines oil. Its decline can be achieved moving away from energy intensive industries; changing household consumption patterns away from activities which require large amounts of energy (e.g., using less transportation); and involvement in those production activities that are more energy efficient, in response to the rising input costs.<sup>12</sup> For Pakistan energy intensity is almost constant since 1990-91 to 2005-06 (Table A3), indicating no improvement in efficiency.

One way to bring all the above information together is to measure the potential impact of higher oil price on oil import costs. That is:

*Net Oil Imports in GDP.* The magnitude of the direct effect of a price increase depends on the share of net oil imports in GDP. In other words, it is an index of the relative importance of the oil price rise to the economy in terms of the potential adjustments needed to offset it. Higher value of this ratio create more concerns for the government, may be to reduce oil imports and more willingness to pass through the price to consumer so as to stimulate a reduction in demand.<sup>13</sup> For Pakistan over the last few years, this ratio has risen to -5.24 in 2005-06 (Table A3).

An immediate reaction to an oil shock is consumers and producers reduce their demand for oil either by fuel switching or by switching to other goods or products. As a

<sup>12</sup>In China in spite of increase in energy consumption, energy intensity has declined dramatically almost 70 percent since the 1978, when the country started its economic reform programmes [Shi (2005)].

<sup>13</sup>This ratio tends to decline with the level of economic development—cross section evidence [see Bacon, *et al.* (2006) for details].

result import bill will go down. This is a short term adjustment. In the long run, oil consumption can be reduced through efficiency and changes in industrial structure and household consumption patterns. A dynamic policy response will reduce the vulnerability of the economy [Bacon and Kojima (2006)]. For Pakistan energy intensity (an indicator of efficiency) as discussed above has remained almost constant. However, consumption of oil products has declined (may be as a reaction) in the last few years, an outcome of fuel switching.

### 3.2. Macroeconomic Effects

Unless country is running in surplus, or has extremely large foreign exchange reserves, demand for all imported goods goes down with the rise in high oil price for the balance of payments equilibrium. Higher oil prices leads to inflation, increased input costs, reduced non-oil demand and lower investment in net oil importing countries. Tax revenue falls and the budget deficit increases. It is the reduction in domestic demand (both consumption and investment) which leads to reduced imports and reduced domestic production. If real wages are sticky downwards this also results in increased unemployment. The rate of growth declines in the short term transferring income from oil importing to oil exporting countries. The fall in final expenditure indicates that the shocks to households and firms in terms of welfare may be large since the price they pay for imports is much higher and has to be balanced by lower quantities [Bacon and Kojima (2006); IEA (2004)].

This section will examine how the macro economy of Pakistan has behaved (output i.e., GDP, inflation level, balance of payment and fiscal status) and the capacity of the economy to withstand the price rise.

The simplest estimate available in the literature to calculate the direct impact of higher oil prices on GDP is based on the ratio of the net imports of oil and oil products to GDP.<sup>14</sup> Assuming zero price elasticity of demand for oil and oil products, with a rise in the oil price, GDP will have to change by as much as the change in the value of net imports. For Pakistan household and industrial demand for energy products such as kerosene and gasoline is highly inelastic [Burney and Akhtar (1990)]. To calculate this ratio average values of GDP and net imports for the period 2001 to 2006, correspond to a base oil price of US\$ 28.21 per barrel in 2001, which increase to US\$ 65.14 per barrel in 2006, that is, increase of US\$ 36.93 per barrel, equivalent to 130.9 percent increase of the base price. The ratio calculated for Pakistan comes out to be (-5.47), it indicates the proportional loss in GDP as a result of price increase of US\$ 36.93 equivalent to a shock lowering GDP by 5.5 percent.<sup>15</sup>

#### 3.2.1. GDP Growth and Oil Prices

At the time oil prices have been rising, Pakistan's economy has shown a high growth trend (for the last five years) (Table 3) resulting in a substantial increase in the demand for energy. Theoretically, increasing oil prices squeeze income and demand. At a

<sup>14</sup> $\Delta \text{GDP} = \partial (\text{NI}/\text{GDP})$ , where NI is the net oil imports (negative for net oil importing country) and  $\partial$  is the percentage rise in the oil price.

<sup>15</sup>Average price for 2007 is not available, otherwise this ratio if calculated for 2007 would definitely exceed (-5.47) given the fact oil prices peaked at US\$ 100 per barrel at one point of time in the year 2007.

given exchange rate, more domestic output is needed to pay for the same volume of oil imports. If the domestic currency depreciates in response to induced payments deficits, this further cuts the purchasing power of domestic income over imported goods. Since important trading partners are also likely to suffer income losses, slower growth of external demand aggravates these direct impacts. Higher oil prices also squeeze aggregate supply, since rising intermediate input costs erode producers' profits and may cause them to cut back on output. Lower profits may then result in the decline in investment spending and cause potential output to fall over an expanded period. It is somehow difficult to identify the factors responsible for the high growth in Pakistan in the presence of high oil prices. One reason might be consumers have been shielded by limiting the direct pass through to final oil prices. The extensive use of fuel subsidies in the form of PDC was helped by strong foreign reserves position; it may have contained output losses in the past few years.

In addition, the continued strong performance of the services sector had made contribution to the GDP outcome. On the demand side it is the consumption expenditure that has proved to be the main source of growth in GDP for the last couple of years, here credit flow to private sector in the form of consumer financing played a significant role.<sup>16</sup> But since 2006-07 situation has somewhat started changing. Private credit is showing a downward trend<sup>17</sup> (Table 3), which may effect GDP growth. Private sector consumed Rs 23.533 billion from July 1st to Oct 20th, 2007 against Rs 69.870 billion in the corresponding period last year. Credit to small and medium enterprises is also on the decline given high interest rates and undocumented trade [Khan (2008)]. With this scenario it would be difficult to maintain the high growth pattern.

Table 3  
*Macro Indicators*

	1999-00	2000-01	2001-02	2002-03	2003-04	2004-05	2005-06	2006-07
GDP (Growth Rate)	–	2.6	3.6	5.1	6.4	8.4	6.6	7.0
Private Credit (Growth Rate)	–	–	4.8	18.9	29.8	33.2	23.2	17.2
Average CPI Increase (Percent)	–	4.4	3.4	3.3	3.9	9.3	8.0	7.9
Terms of Trade (1990-91=100)	–	90.96	90.83	82.07	78.68	73.60	65.01	–
Exports in US\$ (Growth Rate)	–	–	2.3	20.1	13.5	16.2	14.3	3.2*
Imports in US\$ (Growth Rate)	–	–	–7.5	20.1	21.2	38.3	31.7	8.0*
Current Account including Official Current Transfers (In Terms of GDP) in Percent	–	–	3.9	4.9	1.8	–1.4	–3.9	–4.9*
Custom, Excise and Sales Tax (in Billion Rs)	10.7	15.2	–	–	–	67.1	105.1	120
Petroleum Development Surcharge (in Billion Rs)	25.4	17.9	–	–	–	10.6	24.5	–
Revenue as a Percent of GDP	–	–	16.1	17.2	14.6	14.1	14.8	15.2*
Surplus as a Percent of GDP	–	–4.34	–4.52	–4.10	–2.1	–4.17	–4.31	–4.3*

Source: IMF (2006), IMF (2008) and Board of Investment (2008).

\* Estimated.

<sup>16</sup>Expansionary monetary policies have provided support to consumption growth in the past. Consequently consumer credit expansion has been strong, possibly raising the debt service burden of households.

<sup>17</sup>Reason might be the tight monetary policy by the SBP.

High price of oil in the international market, and declining volumes of exports along with private transfers in 2006-07 resulted in the current account deficit equal to 4.9 percent of GDP (US\$ 7 billion), one percentage point higher than in 2005-06 (Table 3).

For the last two years, large scale manufacturing had missed the growth targets. In this year also, high oil prices, gas and electricity crisis, high cost of production, declining trend in private credit and high interest rates because of monetary tightening, would not favour industrial growth at all.

The government has consumed its budgetary target of bank borrowing (Rs 130 billion) by January 2008,<sup>18</sup> further borrowing from banking or non-banking sources may destabilise the financial health [Khan (2008)]. It is estimated that utilisation of PSDP would remain significantly lower than allocated Rs 520 billion.

Rapidly growing economies will generally experience more rapid growth of non-oil taxation, and hence in a better position to withstand the fiscal impacts of a less than fully passing on of oil price increase. In Pakistan, non-oil taxation is more or less the same for the last few years.

### **3.2.2. Oil Prices and Inflation**

Another channel via which high oil prices may affect macroeconomic performance is through the high costs of production thus reducing output. This supply side channel exerts an inflationary pressure on the economy. In addition, higher oil prices directly raise consumer prices via higher prices of imported goods and petroleum products in the consumption basket. Another implicit effect is felt as producers pass some part of higher input (oil) costs to the price of final goods. Moreover, consumers who experience a loss in real income may consider seeking wage increases, which feed back into higher production costs, and then into prices. However, when oil prices fall, nominal wage and other price rigidities can limit the pass through to lower final goods prices.<sup>19</sup>

When the rate of inflation is high, governments may be concerned with adding it further and hence less willing to see a full passing on of oil price increase. High oil prices has also become an important factor (along with rising house rents and prices of food items) contributing to high inflation in Pakistan in the past few years. General Price level (for almost all goods and assets) has been increasing (9.3 percent in 2004-05 considerably very high compared to the previous years). Even in the last two years average inflation was near 8 percent (Table 3). Despite efforts from SBP through tight monetary policy<sup>20</sup> (high interest rates) average inflation was 7.1 percent in the first quarter of 2007-08<sup>21</sup> [IMF (2008)].

<sup>18</sup>Pakistan's foreign debt has also swelled by almost US\$ 10 billion in the last four years.

<sup>19</sup>Cited from Asian Development Outlook (2005).

<sup>20</sup>Strong monetary measures have been taken by the SBP such as the tightening of monetary policy and imposing restrictions on commercial banks to invest or lend for speculative business or in money making adventures at the cost of consumers. High interest rates have, to some extent, affected exports and industrial growth but its effects in containing inflation are not visible [see Qazi (2008)].

<sup>21</sup>The problem State Bank of Pakistan (SBP) feels during 2006-07 was the continuous expansion of fiscal policy and the resultant demand pressures that partly diluted the impact of tight monetary policy stance on inflationary expectations. Moreover, the government borrowing from the banking system as well as the external sector did add excessively to money supply during 2006-07.

### 3.2.3. Balance-of-Payment Effect

Our petroleum imports account for 24 percent of total imports (and represented up to 44 percent of export earnings) in 2006-07. While, in 1999-2000 the share of petroleum imports was 27 percent of total imports and accounts for 33 percent of total export earnings. Improving terms of trade would mean that a smaller volume of exports would be needed to pay for a given quantity of imports. For Pakistan this ratio however is decreasing, that is more exports are needed to offset the burden of rising import bill.

ADB (2005) had estimated the impact of high oil prices on the net import bill. By assuming 75 percent rise in oil prices (approximately the increase in prices between the start of 2005 and end August), the estimated impact on the net import bill for Pakistan was almost -4.17. Similarly, the percentage point growth in exports that would be needed to pay for a 75 percent rise in the cost of imported oil was potentially very large (i.e., 18 percent).<sup>22</sup> This estimate was for the 75 percent increase in oil prices but in actual the prices have risen more than 100 percent. It means the required rate for exports growth is much higher than this. The trend in the growth of exports can be observed in Table 3. It was only in the year 2002-03, where exports growth has crossed 18 percent. However, imports overall have grown quite significantly.<sup>23</sup>

The government has failed to improve the export performance. However, significant increase in imports has laid a negative impact on trade deficit. Pakistan's trade deficit has swelled to \$7.2 billion, an increase of 32.38 percent in the period July-November (2007-08) as compared to \$5.44 billion in the corresponding period last year. It is the third consecutive year that the country is missing its export target. Trade deficit is expected to reach \$9-10 billion by the end of this fiscal year [Khan (2008)].

Imports of petroleum group in fiscal year 2006-07 registered an increase of 12.0 percent. Within the petroleum group, imports of petroleum products registered sharp increase of 38.6 percent (substantial increase in furnace oil import, largely for electricity generation purpose). However, imports of crude petroleum declined by 6.7 percent (in value terms and 10 percent in quantity terms) because refineries operate less than their full capacity. Thus, low demand for crude oil and so was the production of petroleum products.

Current account deficit has also gone up quite significantly (Table 3). In the current fiscal year (2007-08), from July to November, current account deficit increased by 17 percent (US\$ 4.784 billion). In the same period of 2006-07, it was US\$ 4.077 billion [IMF (2008)].

In Pakistan, in the last few years, external financial sector (that is, remittances, US aid, and foreign inflows from FDI) has shown a solid performance.<sup>24</sup> It has helped the government in the maintenance of the fiscal situation. However, this is only a short term solution. The government has extensively utilised this facility but has not made substantial efforts to explore other options to reduce trade deficit or explore areas that would have decreased its fiscal burden. Because of this fiscal deficit has also started increasing [Qazi (2008)].

<sup>22</sup>Such adjustments would occur through a depreciation of the domestic currency and a shift of resources from non-traded goods to traded goods activity [for details see Asian Development Bank (2005)].

<sup>23</sup>As a result of import liberalisation.

<sup>24</sup>Gross reserves in million US\$ were 10760 in 2005-06, equivalent to 3.7 months of next years imports of goods and services. It increased to US\$ 14287 in 2006-07, equivalent to 4.5 months of next years imports [IMF (2008)].

### 3.2.4. Fiscal Impact

Fuel taxes have important revenue implications for Pakistan. Oil and gas sector together accounts for a significant share of government revenues. Taxes on Petroleum products are the largest source of indirect revenues in Pakistan. Petroleum product prices are higher than the import parity price because of these taxes. Petroleum products contributed Rs 120 billion to government revenues in the form of indirect taxes (custom duty, excise taxes and sales tax) in 2006-07. It was 23.2 percent of total indirect taxes (net)<sup>25</sup> collected in 2006-07, while this share was only 12 percent in 2000-01. Petroleum development levy (PDL) is not included in this total. Petroleum development levies collected in 2005-06 were Rs 24500 million.<sup>26</sup> Adding this makes total indirect tax revenue from petroleum products to Rs 129.6 billion for the year 2005-06 (i.e., almost 27 percent of total indirect taxes). The share of PDL in petroleum taxes was almost 18.9 for 2005-06. For the fiscal year 2006-07 exact figure is not available. However, the estimated sum of development surcharge in both gas and petroleum sector is Rs 74 billion as compared to Rs 54 billion in 2005-06 [IMF Report (2008)]. The taxing of fuel is one of the easiest and relatively straight forward way to raise revenue, as consumption of petroleum products is relatively price inelastic and income elastic, ensuring buoyant revenue as income rises and tax rates are increased [Bacon (2006)].<sup>27</sup>

As mentioned earlier, the government has used petroleum development levy to keep the end user price constant, given the fluctuations in the international price of oil. Even when there are price reductions in the international market, government does not transfer it to the consumer for domestic budgetary support and increase the PDL. Revenue from the petroleum levy almost doubled in the first half of FY2006, as the increase in domestic prices of petroleum products put through in September and October 2005 was not reversed when global oil prices declined in November and December. But now due to price capping, the trend in PDL is in the downward direction, it will have a negative effect on the share of petroleum taxes.

As far as the overall fiscal deficit relative to GDP is concerned, theoretically, smaller the deficit (or in surplus) government might not pass the whole international oil price increase at the retail level, as government would be in a better position to survive the fiscal implication of doing so. Considerable efforts have been made over the last seven years to maintain financial discipline by pursuing a sound fiscal policy. Pakistan has succeeded in reducing fiscal deficit from an average of 7 percent of GDP in the decades of 1980s and 1990s to an average of 3.5 percent during the last seven years. However, the fiscal deficit although declined to only -2 percent in 2003-04 but since then it is rising and has reached to -4.3 percent in 2005-06 and 2006-07 as well (Table 3). It is expected to rise even further in 2007-08. There are apprehensions that the government may not be able to keep the fiscal deficit within the projected limits because of freezing domestic oil and electricity prices besides slow growth in revenue. The country would be facing huge budget deficit of over Rs 535 billion in FY 2008. It is estimated that if the rising oil prices are not transferred to consumers, the government will have to bear an additional burden of Rs 136 billion which will shoot the budget

<sup>25</sup>Petroleum development Surcharge not included.

<sup>26</sup>Revised estimate available in the Pakistan Economic Survey 2006-07.

<sup>27</sup>Tax rate on gasoline (motor spirit) was used to be substantially higher than diesel in Pakistan, resulting in excess supply of gasoline and sharp growth in diesel production.

deficit to 5.4 percent of GDP [Khan (2008)]. The high ratio of tax revenue to GDP is needed to reduce fiscal deficit. For Pakistan, revenue GDP ratio is shown in Table 3, not very encouraging.

“Countries that have abolished subsidies, and use excise taxes on petroleum products as an important source of revenue, may be tempted to cut the tax rates as import product prices rise in order to soften the increase in final prices. However, this also reduces total tax take with its inevitable impact on other items of government spending. ... reduction in government spending ... as the method of bringing the economy into equilibrium.” [Bacon and Kojima (2006), p. 25].

So is the case in Pakistan, in the light of rising fiscal burden government in the current fiscal year has also decided to slash the PSDP (public sector development programme) for the remaining five months of FY2007-08 by Rs 70 billion. According to Ministry of Finance, oil prices have remained unchanged for the last 13 months, and government is finding it difficult to pay Rs 14 billion every month in oil subsidy.

In addition, rising current account deficit and a large fiscal deficit has increased the stock of total debt and liabilities by 10 percent from Rs 4521.2 billion in 2005-06 to Rs 5023.6 billion in 2006-07. As a result both domestic and external debt rose by 11.9 percent and 8 percent in 2006-07. Moreover, share of short term debt (reflecting the rising burden of debt servicing) reached to 43 percent in 2006-07. The major contribution in the rising domestic debt was made by the floating debt, an instrument used for government borrowing from the State Bank of Pakistan (SBP). As far as the external debt is concerned, it is continuously rising. The stock of external debt and liabilities rose to US\$40.1 billion by the end of 2006-07, a substantial increase of US\$ 2.9 billion from 2005-06. The major contributory factor for the increase in foreign debt, as discussed earlier, was the rising level of current account deficit and large fiscal deficit that raised the financing needs of the country [SBP (2007)].

#### **4. POLICY RESPONSE AND IMPLICATIONS**

As discussed earlier, the direct effect of high oil prices on the economy (in the developing countries) is felt through the worsening of the balance of payments and the resultant contraction of the economy. The use of foreign exchange reserves and increased borrowing or grants may give short term relief for net oil importers. However, this is not a sustainable option. There is a need to explore those policy options that gradually reduce the impact of the price shock and will strengthen the future capability of the country to handle such crisis.

##### **4.1. Demand Management and Supply-side Strategies**

GDP growth is regarded as the driver of oil demand besides its price. It has the tendency to reduce vulnerability as the share of oil imports decline as income rises. This however, is a weak effect. A substantial and sustained growth performance is required to have a long term effect. In Pakistan, oil intensity has declined along with rising GDP growth over the last few years but its vulnerability measured in terms of oil imports share in GDP has increased because of the rising value of imports. As discussed in the previous section, current macro scenario has weakened the chances for high growth trend, at least in the recent future. According to one estimate an increase in per capita income of US



\$1000 can reduce the impact of \$10 barrel oil shock on GDP by 0.04 percentage points. Our per capita income in 2006-07 was US \$ 909 [IMF (2008)].

In addition, given the foreign exchange implications of oil importation, oil prices demand strict measures to promote efficiency in the usage of oil products on priority basis. To promote efficiency, the main focus should be to employ energy conservation programmes. But it seems to be a lost opportunity for Pakistan as for more than five years have passed that oil prices are rising but no serious initiative has been taken in this direction. It is interesting to look at the example of Philippines, where government has taken many steps to economise on the use of oil and to encourage fuel switching “in August 2004, the purchase of government cars was halted; air conditioning in government offices was switched off at 4 p.m.; lights were switched off during lunch breaks; unnecessary trips by government officials were suspended; and reduced use of elevators was advised. Ministries and government agencies were encouraged to undertake proper maintenance of vehicles (including correct tire inflation); and driving of government vehicles was reduced. An administrative order signed in August 2005 directed all government offices to implement a mandatory 10 percent reduction in their fuel consumption. Government agencies and offices were prohibited from using vehicles, aircraft, and watercraft for purposes other than official business; the use of government vehicles was banned on Sundays and official holidays, or outside regular office hours...” [cited from Bacon and Kojima (2006), p. 80]

That is, first of all the government itself is economising on fuel consumption, setting an example for the general public. As a result of these energy conservation programmes, consumption of petroleum products in Philippines declined by 8 percent in almost two years. There are so many examples of energy saving programmes employed in developing countries [for details see Bacon and Kojima (2006)]. Contrary to that in Pakistan there is so much misuse of energy, e.g., government vehicles are used by the families of the officers. Moreover, according to a new notification issued, officers in grade 20 are now entitled for official vehicle, allowing for more burden on oil consumption and national exchequer.<sup>28</sup>

In Pakistan, liquid fluids are primarily used in the transport sector and power sector. There is a need to improve efficiency in the use of petroleum products in these sectors. The demand for oil products, however, did not increase because of a strong substitution of natural gas for heavy fuel in the power sector. In addition, some 1,600, 000 vehicles are converted to Compressed Natural Gas (CNG) and have replaced motor spirit (gasoline) vehicles.<sup>29</sup> Pakistan's CNG vehicle industry is the second largest in the world after Argentina. The government's pricing policy gives large financial incentives for switching from gasoline to CNG. Its reserves-to-production ratio stood at slightly less than 35 years in 2004 [BP (2006)]. Pakistan is not importing gas at the moment. However, during winters demand exceeds supply, especially winter season in the fiscal year 2007-08 has seen the worst kind of energy crisis (severe power as well as gas load shedding).<sup>30</sup>

<sup>28</sup>Prior to that government employees in grade 21 and above were allowed official transport with free fuel.

<sup>29</sup>As a result of fuel switching over the last 15 years or so oil consumption has declined by 10 percent while that of gas has increased by 6.5 percent.

<sup>30</sup>It was also considered at one point to stop the gas supply to CNG stations, even happened also in some areas. If this will be done again and for a long period of time CNG transport will be forced to switch back to petrol, then the ratio of oil intensity in energy consumption will shoot up.

No doubt Pakistan should continue this strategy (of fuel switching) but at the same time explore other appropriate options like for instance, for cross-border natural gas pipeline development. Although government in order to reduce the oil bill is planning to import natural gas from Iran, Turkmenistan, or Qatar, but so far nothing has been finalised. The reliance on energy source depends significantly on the availability of resource endowment. In Pakistan switching towards gas has taken place given relatively more gas resources in the country. There is also a need for increasing the reliance on coal given the domestic availability of huge amount of coal resources. In this case easiest form of substitution is in new plants required to meet incremental demand, where the choice of the economic fuel can be made without allowing for the advantages of sunk costs of installed plant. Pakistan is a growing economy, it is much easier to gradually shift the fuel mix, but only planning wont help until there is a serious endeavour towards its implementation.

In addition transport policy can play a major role in influencing future oil dependency and energy efficiency. Decision about investments in road and rail infrastructure, urban transportation systems, vehicle taxation, and user costs will all exert an important structural influence on demand for and dependence on oil [Asian Development Bank (2005)]. Public transport in Pakistan is overcrowded. Roads are already congested given the car finance loans provided by the banks in the last couple of years. In most of the areas there is no room for further expansion of roads. An alternative can be Mass Rapid Transport Systems (MRTS) as India has started for New Delhi with the aid of private participation [Regional Energy Security in South Asia (2006)].

Besides substitution of liquid fluids by natural gas, many countries are exploring the possibilities of bio fuel, some portion or full replacement of fuels. There are two types of bio fuels: ethanol and bio diesel. For the last few years Pakistan sugar mills association has been suggesting to launch a fuel ethanol programme. In March 2006, under the directives from the Prime Minister, Ministry of Petroleum and Natural Resources and Ministry of Industries undertook some projects to test automotive use of ethanol (that is, blending 5-10 percent ethanol into gasoline). A joint pilot project of PSO and Hydro Carbon Institute of Pakistan (HDIP) was launched in three PSO petrol pumps (one in Karachi, Lahore, and Islamabad) where fuel ethanol was blended with gasoline in the ratio of 1:9. However, evidence indicates efforts from the oil lobby to stop this initiative [Khan (2007)]. It was estimated that if fuel ethanol is blended with gasoline in the ratio of 1:9, the country can save foreign exchange worth \$300 million, which doubles if fuel ethanol is blended with gasoline in a 2:8 ratio [Khan (2007)].

Pakistan is encouraging further petroleum and gas exploration and production in the country, while giving incentives in the form of Petroleum Policies and Exploration and Production Rules.<sup>31</sup> The government has revised these policies to make them more attractive to the international oil companies. But so far in oil exploration there is very limited success.

In Pakistan policies are intended to protect domestic refineries: import parity pricing for products that are exported, requiring fuel markets to buy from domestic refineries, and zero customs duties on the import of crude oil. There is a perception that undue profits are

<sup>31</sup>Petroleum Policies 1991, 1993, 1994, 1997, 2001. Petroleum Exploration and Production Rules 2001, 2003. Petroleum Exploration and Production Policy 2007.

going to oil refineries on account of deemed duties and guaranteed rates of return. Refineries continued to benefit from the 10 percent deemed duty allowed for one year about six years ago to modernise their system to European standards. Moreover, the refineries have not been able to increase their storage and improve their products to Euro-IV standards as they had promised to do in return. Refineries in Pakistan are earning much higher than their counterparts in other countries. For example, in Pakistan refineries are earning between \$ 8 and \$11 per barrel. Compared to that, refineries in Singapore are earning \$2 to \$3 per barrel. Mainly because of the protections, the profitability of four refineries that ranged between Rs 23 million and Rs 1.3 billion depending on their capacity in 2000-01 increased to between Rs 1.7 billion and Rs 11 billion in 2007, showing a total increase of about 2,000 percent [Kiani (2008)]. Large profits earned by oil refineries, though reflects the global trend caused by shortages of refining capacity, but has increased the worries of the population that oil companies are exploiting the global oil market and taking advantage of consumers [Bacon and Kojima (2006)].

Secondly, in the last two years imports of petroleum products in Pakistan have gone up because of the lower production in refineries. What was the point in giving so many incentives to these refineries? What the regulatory authority is doing to check it. Another long-term response can be the increase in the strategic reserve position (as done by the Peoples Republic of China and India). Strategic stocks are not exactly intended to guard against high prices; their main objective is to ensure availability in the event of a physical disruption in supply. Pakistan's oil reserves dropped to the lowest-ever level in the country's history and the stocks of major oil products, kerosene and diesel, left were sufficient for four and six days respectively at one point in December 2007 (as a result kerosene prices shoot up and was sold in the black market). Under the standard operating procedures (SOPs), government and all companies (private as well as public) are required to maintain a minimum of 21-day stocks of every product at all times to cope with any eventuality. The SOPs are defined in the 'Blue Book' meant for strategic government organisations to handle crises. The country has the storage capacity to fulfil the demand for 80 days for kerosene and 39 days for HSD. The major reason for the drop in stocks was cash problems faced by the oil companies to have sufficient imports and non-availability of cargo in Arab countries because of advance supply orders. The situation was comparatively better for furnace oil, petrol, HOBK and jet fuel, but still below their capacity [Kiani (2007)].

Effectively, refineries and OMCs should operate in accordance with economic principles. If refineries are not functioning at their full capacity then there is a need to investigate the benefits of the duty free imports as well as implicit and explicit subsidies going to them.

The development of competitive markets in oil and other energy products is important. Involvement of private sector to participate in the oil and energy sector is likely to be beneficial but require an independent regulatory mechanism. In Pakistan, market based reforms have been initiated and regulatory authority has also been formed (that is, Oil and Gas regulatory authority (OGRA)). But the effective functioning of the authority is debateable and needs to be examined. At the same time negligible competition is taking place along the supply chain. Where competition exists it is not price based. Benefits of regulation are going to producers through protected profits. Reform programme should be such that the benefits finally go down to consumers. There is a need for increased competition in all element of the price chain (e.g., competition

among OMCs under the caps with respect to distribution margins or IFEM)<sup>32</sup> to ensure efficiency and better service to consumers [World Bank (2003)]. There is a need for an autonomous regulatory authority to enable and control any possible monopolistic and collusive behaviour in the oil industry, to promote competition in all segments of the oil industry, and to check any irregularities.

#### 4.2. Macroeconomic Policy Responses

The role of macroeconomic policies should be to help out in making adjustments to demand and supply and to protect against the inflationary pressures. Monetary authorities should consider tightening as a shield against the risk of cost-price spiral that high oil prices may release, thus increasing output losses over a longer period of time. Monetary tightening can help containing inflationary impacts. As far as the fiscal policy is concerned, its role should be to assist in fine tuning to provide a temporary relief, but it cannot protect an economy against high oil prices. In normal situations, fiscal stabilisation should occur automatically with limited discretionary response. Otherwise, it would be difficult to get rid of any expenditure programmes and subsidies or to restore oil taxation to previous levels if oil prices subsequently fall. Because fiscal subsidies (as has been provided in many countries)<sup>33</sup> to protect consumers or producers can have a high opportunity cost both in fiscal terms and in terms of broader efficiency considerations [Asian Development Bank (2005)].

For net oil importers, the appropriate macroeconomic response to higher oil prices is to fine tune both fiscal and monetary policy to accommodate, not resist, needed adjustments in output and prices.

For the last two years or so monetary authority in a Pakistan, that is State Bank of Pakistan (SBP) is employing tight monetary policy to contain inflationary impact. In addition, in April 2004, when Pakistan rupees felt pressure as a result of high oil prices and depreciated against the US dollar by almost 6.8 percent by October 2004, SBP committed officially in November 2004, to support the market for the high oil payments. As a result, rupee picks up to recover much of the lost ground in December 2004. SBP effort is directed towards eliminating mismatches between inflows and the outflows, i.e., purchasing when market had excess foreign exchange inflows and selling the same for oil payments. SBP's commitment for the oil payments therefore, played an important role in avoiding speculative attacks on the currency [SBP (2007)].

With the aim of promoting growth the Government has pursued an expansionary fiscal policy for the last few years with the increase in development spending. As a result not only fiscal deficit has increased but has also balanced out to some extent the monetary tightening by the SBP.

### 5. CONCLUSION

For long-run development, oil will remain an important source of energy. What is required is to make rational choices about the development of energy mix for the future. The government should chalk out strategies for ensuring efficiency in use and

<sup>32</sup>There is a need to reduce the number of depots under the freight pool and prepare plans for handling transport fleet redundancies [World Bank (2003)].

<sup>33</sup>Also in Pakistan.

development, adequacy and reliability of supply, and measures to alleviate environmental impacts. For Investor's confidence in all energy sectors a predictable and transparent framework is essential. Since better investor climate will in turn increase supply and help stabilise prices. Within the framework of a national energy policy, a number of specific measures to promote energy efficiency and diversity will help in reducing vulnerability to high oil prices [Asian Development Bank (2005)].

About 28 percent of total commercial energy is imported in Pakistan and the dependence on imported fuels is expected to increase even further in future given the depleting gas resources. The continuously rising trend in the oil prices in the international market will have a negative impact on Pakistan's foreign reserves.<sup>34</sup>

Pakistan needs to explore the vast potential of its indigenous energy resources, much of which has remained unexploited, especially that of coal. The government must diversify the country's energy supply mix to reduce the risk of oil price fluctuations in the global energy market.

Energy conservation programmes should be applied. There is a need to seriously promote efficiency improvement or demand management. So far this seems to be a lost opportunity for Pakistan. As discussed earlier, some countries have successfully implemented this approach.

At the macro level, government policy cannot completely eliminate the adverse impacts of high oil prices but appropriate policy response can minimise it.

"Overly contractionary monetary and fiscal policies to contain inflationary pressures could exacerbate the recessionary income and unemployment effects. On the other hand, expansionary monetary and fiscal policies may simply delay the fall in real income necessitated by the increase in oil prices, stoke up inflationary pressures and worsen the impact of higher prices in the long run" [IEA (2004), p. 6].

There is also a need to rationalise taxation/levies on petroleum products to help reduce the unbalance in the pattern of consumption. It may result in predictable government revenues and balanced consumption of petroleum products. And may also help in the reduction of those products for which we have to rely largely on imports. In addition, since Pakistan is on the high growth path therefore, there is also a need to focus more on non-energy taxes.

For the improvement of balance of payment, Pakistan should made serious efforts to boost its exports to counter high oil payments.

<sup>34</sup>Reserves dropped from US\$16.4 billion in October 2007 to US\$14.08 billion on February 15, 2008.

## APPENDIX

Table A1

*Ex-depot Sale Price Build-up Formula*

i	Ex-refinery Import Price	As per refineries pricing formula based on fortnightly international market (Arab gulf) price
ii	Custom/ excise duty	As per CBR notified rate
iii	Petroleum development levy (PDL)	As per rate notified by the ministry of petroleum and natural resources in consultation with finance division
iv	Distribution margin for Oil marketing companies (OMCs)	Actual transportation cost determined by OMCs
v	Sub total-A	i+ii+iii+iv
vi	Distribution margin for Oil marketing companies (OMCs)	3.5 percent of (v)
vii	Dealers commission	4.0 percent of (v)
viii	Price before GST	Sub-total (A)+vi+vii
ix	General sales tax	15 percent of price before GST at viii
x	Ex-depot sale price	(viii)+(ix)

Table A2

*Petroleum Product Price Build-up, December 16, 2007*

	Ex-refinery/ IPP	Excise Duty	Petroleum Levy	Inland Freight	OMC Margin	Dealer Margin	Sales Tax	Ex-Depot Sale Price
MS	39.95	0.00	1.12	2.45	1.48	1.70	7.00	53.7
HOBC	40.89	0.00	7.49	4.63	1.59	1.82	8.46	64.88
Kerosene	26.79	0.00	0.00	2.80	1.04	0.00	4.60	35.23
LDO	24.77	0.00	0.00	2.59	0.96	0.00	4.25	32.57

Table A3

*Oil Dependency in Pakistan*

	Oil Self- sufficiency	Intensity of Oil Use in Energy Consumption	Energy Intensity of Real GDP	Net Oil Imports in Terms of GDP
1990-91	-0.69	0.46	0.91	-3.13
1995-96	-0.82	0.48	1.01	-2.60
1999-00	-0.85	0.47	0.99	-3.76
2000-01	-0.84	0.46	1.05	-4.60
2001-02	-0.82	0.43	1.02	-3.73
2002-03	-0.81	0.41	0.91	-3.71
2003-04	-0.78	0.38	0.93	-3.18
2004-05	-0.79	0.36	0.99	-4.20
2005-06	-0.79	0.32	0.90	-5.24

## REFERENCES

- ADB (2004) *Asian Development Outlook 2004*. Asian Development Bank.
- ADB (2005) *The Challenge of High Oil Prices. Asian Development Outlook Update*. Asian Development Bank.
- Ansari, Murad (2004) Unexplored Country: Pakistan's Oil and Gas Sector. BLUE.CHIP, The Business Peoples Magazine. <[www.bluechipmag.com](http://www.bluechipmag.com)>
- Bacon, Robert (2005) The Impact of High Oil Prices on Low Income Countries and the Poor. UNDP/ESMAP. (United Nation Development Programme/ World Bank Energy Sector Management Assistant Programme). The World Bank.
- Bacon, Robert and Masami Kojima (2006) Coping with High Oil Prices. The World Bank. (ESMAP Report 323/06.)
- Birol, Fatih (2006) Oil Market Outlook and Policy Implications. United States Committee on Energy and Natural Resources. Prepared Testimony 10 January.
- BOI (2008) *Pakistan Economy*. Islamabad: Board of Investment. <[www.boi.org.pk](http://www.boi.org.pk)>
- Burney, A. Nadeem and Naeem Akhtar (1990) Fuel Demand Elasticities in Pakistan: An Analysis of Household's Expenditure on Fuels Using Micro Data. *The Pakistan Development Review* 29:2, 155–174.
- IEA (2004) *Analysis of the Impact of High oil Prices on the Global Economy*. Paris: International Energy Agency.
- IMF (2006) Pakistan 2006. International Monetary Fund. (IMF Country Report No. 06/426.)
- IMF (2008) Pakistan 2007. International Monetary Fund. (IMF Country Report No. 08/21.)
- Khan, Bashir Ahmed and Syed Mubashir Ali (2000) Energy Policy in Pakistan: An Investigation of the Tariff Structure of Petroleum Products. Working Paper Series, Centre for Management and Economic Research, Lahore University of Management Sciences. (Working Paper No. 24.)
- Khan, Mehmood-ul-Hassan (2008) Negative Aspects of Macro-economy. *Business and Finance Review. The News*, Monday February 4.
- Khan, Shaheen Rafi Khan (2007) Need for Enabling Policies Part II. *The News*, September 30, 2007.
- Kiani, Khaleeq (2007) Crisis as Oil Stocks Hit Rock Bottom. *DAWN*, December 11, 2007.
- Kiani, Khaleeq (2008) Oil Pricing System under Review. *DAWN*, February 10, 2008.
- Kiani, Khaleeq (2008) Rs 25 bn Earned from Tax on POL Products. *DAWN*, November 28, 2007.
- MPNR (2008) Ministry of Petroleum and Natural Resources, Government of Pakistan. [www.mpn.gov.pk](http://www.mpn.gov.pk)
- OCAC (2008) Oil Companies Advisory Committee. <[www.ocac.org.pk](http://www.ocac.org.pk)>
- OGRA (2006) *Annual Report 2005-06*. Oil and Gas Regulatory Authority, Islamabad.
- OGRA (2008) <[www.ogra.org.pk](http://www.ogra.org.pk)>
- Pakistan, Government of (2006) *Yearbook 2005-06*. Islamabad: Ministry of Petroleum and Natural Resources.
- Pakistan, Government of (2008) *Fiscal Policy Statement 2007-08*. Islamabad: Debt Policy Coordination Office, Ministry of Finance.

- Pakistan, Government of (Various Issues) *Pakistan Energy Yearbook*. Islamabad: Hydrocarbon Development Institute of Pakistan, Ministry of Petroleum and Natural Resources.
- Qazi, M. S. (2008) State of the Economy and Mid-Year Review. *Business & Finance Review, The News*, Monday February 4, 2008.
- Regional Energy Security for South Asia (2006) Regional Report, <[www.sari-energy.org](http://www.sari-energy.org)>
- State Bank of Pakistan (2007) *Annual Report 2006-07*. Karachi: State Bank of Pakistan.
- World Bank (2003) Pakistan Oil and Gas Sector Review. The World Bank. (Report No. 26072-Pk.)